



HOW TO PREPARE RECYCLABLES THAT ARE COLLECTED AT CURBSIDE IN MORRIS PLAINS BOROUGH



COMMINGLED BOTTLES & CANS



Aluminum cans

Be sure to rinse.
NO foil wrap, pie plates or pans.

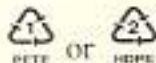


Glass bottles and jars

Clear, brown, green glass bottles and jars. Remove Lids, plastic lids in trash, metals lids into recycling bin. Rinse bottles & jars - NO drinking glasses, mirrors, light bulbs, ceramic, window glass or Pyrex®.



Plastic bottles coded



Look for #1 & #2 on bottles only. Remove lids and place in trash. Bottles have necks or openings that are narrower than their bases. No buckets, toys, plastic bags margarine and cottage cheese tubs, yogurt cups, frozen dinner trays and deli containers.



Steel (tin) cans

Rinse, no need to remove labels or lids.



Paint and aerosol cans

Metal paint cans must be **empty**, dry and open with lids removed. Aerosol cans must be **empty** with plastic nozzle removed.

- Put aluminum cans, glass bottles and jars, plastic bottles, steel cans, paint and aerosol cans together in one container.
- Do not put recyclable bottles & cans into plastic or paper bags.
- All materials must be at the curb the night before collection day.



- Labels for your containers are available through Reimer recycling center at no cost.
- If you have a problem with collection, you must call your municipal office no later than 10:00 a.m. the morning following your collection day.

NEWSPAPER

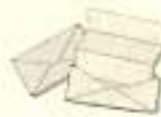


Newspapers

Bundle and cross-tie newspaper with inserts. Keep newspaper separate from all other paper.

MIXED PAPER

Put all of the following types of mixed paper together in a reusable container with lid and handles or a brown paper bag.



Junk mail and envelopes



Magazines, catalogs, coupons

Non-foil/non-metallic gift wrap and carbonless paper.



Office paper

Computer and copy paper, manila folders. No metal clips. No carbon paper.



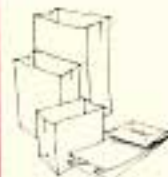
Soft-cover books

Soft-cover workbooks, paperback books, phone books and books with hard covers removed (put hard covers in the trash).



Chipboard and boxboard

Cereal and pasta boxes, notebook backings, egg cartons, cores from paper towels. No metallic coating of any kind. No beer and soda six/twelve pack holders. No frozen food packaging.



Brown paper bags (kraft bags)

Fold and stack in one brown grocery bag or in a reusable container with mixed paper.



Corrugated cartons

Empty and flatten corrugated cardboard boxes and put into the container with all other mixed paper. If the cardboard does not fit into a container, flatten, cross-tie or stack in one small box and place next to the container. Remove all contents such as Styrofoam™ peanuts or blocks and paper bags. Dispose of these items in the trash.



*Verizon designed these graphics for use in telephone directories.

